



Roxtec CF 8/32 Ex transit

High cable density aluminum transit for enclosures.

The Roxtec CF 8 Ex and CF 32 Ex are cable and pipe transits with frames of cast aluminum. The entry seals are certified for Ex e and Ex tb areas in temperatures from -40 to +80°C and can be used with armored cables that require bonding and grounding. The sealing modules are adaptable to cables and pipes of different sizes.

- Rodent resistant
- Light-weight
- Area efficient



Product characteristics



IP/UL NEMA



Ex rated



Electrical safety

Structure of installation



Cabinets & enclosures

Ratings & certificates

Tightness

- IP 66/67, UL/NEMA 4,4X,12,13

Supports

- Bonding and grounding
- Ex rated

Frame dimensions


mm/kg

The frame variants below are a limited selection. For the full range of frames and configurations, please visit [roxtec.com](https://www.roxtec.com).

Product	Frame openings	Packing space	External dimensions WxHxD	Aperture dimensions w x h	Weight	Art. no
CF 32 Ex	2	40 x 160	130 x 230 x 60	110(+0.5/-0.5) x 216(+0.5/-0.5)	1.2	EXCSF0000320035
CF 8 Ex	1	40 x 80	75 x 140 x 60	61(+0.5/-0.5) x 127(+0.5/-0.5)	0.44	EXCSF0000080035

Sealing components


Sealing components



CM Ex module with Multidiameter™



CM Ex solid compensation module



CM BG™ Ex module with Multidiameter™









Lubricant

For detailed information, please visit [roxtec.com](https://www.roxtec.com).

Pre-configured transit kits

mm/kg

					
CF 8/8 BG B Ex	CF 32/20 BG B Ex	CF 32/32 BG B Ex	CF 8/8 Ex	CF 32/20 Ex	CF 32/32 Ex
Product	Configuration	External dimensions WxHxD	Aperture dimensions w x h	Weight	Art. no
CF 8/8 BG B Ex	8x (3.5-16.5)	75 x 140 x 59	61(+0.5/-0.5) x 127(+0.5/-0.5)	0.8	103591
CF 32/20 BG B Ex	4x (9.5-32.5), 16x (3.5-16.5)	130 x 230 x 59	110(+0.5/-0.5) x 216(+0.5/-0.5)	2.5	103736
CF 32/32 BG B Ex	32x (3.5-16.5)	130 x 230 x 59	110(+0.5/-0.5) x 216(+0.5/-0.5)	2.4	103737
CF 8/8 Ex	8x (3.5-16.5)	75 x 140 x 59	61(+0.5/-0.5) x 127(+0.5/-0.5)	0.9	EXCKT80000008
CF 32/20 Ex	4x (9.5-32.5), 16x (3.5-16.5)	130 x 230 x 59	110(+0.5/-0.5) x 216(+0.5/-0.5)	2.2	EXCKT32000020
CF 32/32 Ex	32x (3.5-16.5)	130 x 230 x 59	110(+0.5/-0.5) x 216(+0.5/-0.5)	1.8	EXCKT32000032

The product information provided by Roxtec does not release the purchaser of the Roxtec system, or part thereof, from the obligation to independently determine the suitability of the products for the intended process, installation and/or use.

Roxtec gives no guarantee for the Roxtec system or any part thereof and assumes no liability for any loss or damage whatsoever, whether direct, indirect, consequential, loss of profit or otherwise, occurred or caused by the Roxtec systems or installations containing components not manufactured by an authorized manufacturer and/or occurred or caused by the use of the Roxtec system in a manner or for an application other than for which the Roxtec system was designed or intended.

Roxtec expressly excludes any implied warranties of merchantability and fitness for a particular purpose and all other express or implied representations and warranties provided by statute or common law. User determines suitability of the Roxtec system for intended use and assumes all risk and liability in connection therewith. In no event shall Roxtec be liable for indirect, consequential, punitive, special, exemplary or incidental damages or losses.

The Roxtec products are offered and sold in accordance with the conditions of the Roxtec General Terms of Sales. The latest version of the Roxtec General Terms of Sales can be downloaded from <https://www.roxtec.com/en/about-us/about-roxtec/general-terms-of-sales/>

We reserve the right to make changes to the product and technical information without further notice. Any errors in print or entry are no claims for indemnity. The content of this publication is the property of Roxtec International AB and is protected by copyright.

This document was generated on: 2024-05-03